

Габаритные размеры Входной дроссель серии ACL

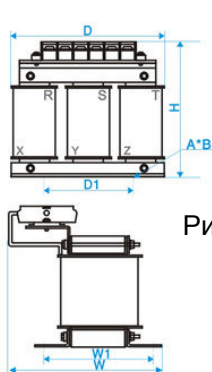


Рис. А

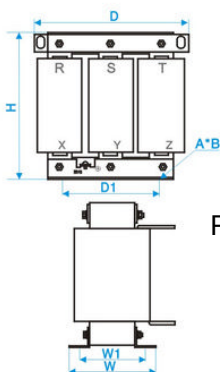


Рис. В

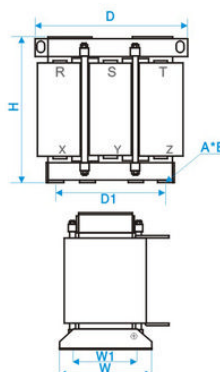


Рис. С

Тип дросселя	Мощность	Рис.	Ток	Перепад напряжения	Класс изоляции	Вес, кг	Размеры, мм (± 5 мм)					
							D	D1	W	W1	H	A*B
ACL-0005-EISC	1.5	А	5A	2%-4%	F, H	3.2	108	91	115	65	135	6*11
ACL-0007-EISC	2.2		7A	2%-4%	F, H	3.4	108	91	115	65	135	6*11
ACL-0010-EISC	3.7		10A	2%-4%	F, H	6.0	155	95	110	60	155	6*15
ACL-0015-EISH	5.5		15A	2%-4%	F, H	5.5	155	95	130	80	155	6*15
ACL-0020-EISH	7.5		20A	2%-4%	F, H	5.5	155	95	130	80	155	6*15
ACL-0030-EISH	11		30A	2%-4%	F, H	7.2	190	120	115	85	150	8.5*20
ACL-0040-EISH	15	Б	40A	2%-4%	F, H	9.0	195	120	110	82	165	8.5*20
ACL-0050-EISH	18.5		50A	2%-4%	F, H	11.0	195	120	130	102	165	8.5*20
ACL-0060-EISH	22		60A	2%-4%	F, H	11.8	195	120	135	107	165	8.5*20
ACL-0080-EISC	30		80A	2%-4%	F, H	14.5	195	120	135	107	165	8.5*20
ACL-0090-EISC	37		90A	2%-4%	F, H	14.5	195	120	135	107	165	8.5*20
ACL-0120-EISH	45		120A	2%-4%	F, H	20.0	250	182	135	98	220	10*18
ACL-0150-EISH	55	С	150A	2%-4%	F, H	28.0	295	214	150	112	240	11*18
ACL-0200-EISH	75		200A	2%-4%	F, H	31.0	295	214	160	122	240	11*18
ACL-0250-EISH	110		250A	2%-4%	F, H	35.0	295	214	160	122	240	11*18
ACL-0290-EISH	132		290A	2%-4%	F, H	38.0	325	243	165	124	270	12*20
ACL-0330-EISH	160		330A	2%-4%	F, H	38.0	325	243	165	124	270	12*20
ACL-0390-EISH	185		400A	2%-4%	F, H	45.0	325	243	180	139	270	12*20
ACL-0490-EISH	220		490A	2%-4%	F, H	60.0	385	260	200	175	340	12*20
ACL-0530-EISH	240		530A	2%-4%	F, H	60.0	385	260	200	175	340	12*20
ACL-0600-EISH	280		600A	2%-4%	F, H	70.0	395	275	200	175	340	12*20
ACL-0660-EISH	300		660A	2%-4%	F, H	70.0	395	275	200	175	340	12*20
ACL-0800-EISH	380		800A	2%-4%	F, H	113.0	430	295	215	190	400	12*20
ACL-1000-EISH	450		1000A	2%-4%	F, H	115.0	430	295	215	190	450	12*20
ACL-1250-EISH	550	1250A	2%-4%	F, H	150.0	490	345	225	195	575	14*25	
ACL-1600-EISH	630	1600A	2%-4%	F, H	160.0	490	345	225	195	575	14*25	